













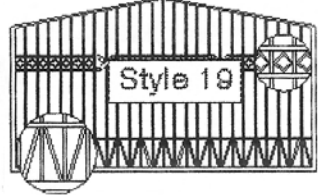


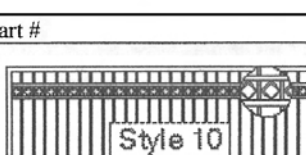

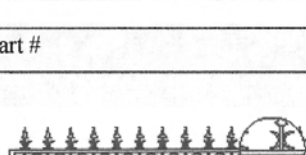

 <p style="text-align: center;">Style 1</p>	<p>DESCRIPTION</p> <p>Radius Top 12' Concentrated Picket Base</p>	 <p style="text-align: center;">Style 12</p>	<p>DESCRIPTION</p> <p>Radius Top 4' Intermittent Spears 2 Rows with 4' Rings</p>
Part #		Part #	
 <p style="text-align: center;">Style 2</p>	<p>DESCRIPTION</p> <p>Radius Top with Spears 12' Concentrated Picket Base</p>	 <p style="text-align: center;">Style 13</p>	<p>DESCRIPTION</p> <p>Projected Radius Top (Pickets are square top and can be open, or have plastic caps or 4' Spears added.) Top Row of 4' Rings. Concentrated Picket Base with Radius top</p>
Part #		Part #	
 <p style="text-align: center;">Style 3</p>	<p>DESCRIPTION</p> <p>Radius Top with Spears Top Row of 4' Rings 12' Concentrated Picket Base</p>	 <p style="text-align: center;">Style 14</p>	<p>DESCRIPTION</p> <p>Projected Radius Top with 4' Spears 4' Rings 18' Concentrated Picket Base with 4' Spears</p>
Part #		Part #	
 <p style="text-align: center;">Style 4</p>	<p>DESCRIPTION</p> <p>Radius Top Top Row of 4' Rings 12' Concentrated Picket Base</p>	 <p style="text-align: center;">Style 15</p>	<p>DESCRIPTION</p> <p>Top Level with 4' Spears 12' Concentrated Picket Base</p>
Part #		Part #	
 <p style="text-align: center;">Style 5</p>	<p>DESCRIPTION</p> <p>Radius Top Top Row of 4' Diamonds 12' Concentrated Picket Base</p>	 <p style="text-align: center;">Style 16</p>	<p>DESCRIPTION</p> <p>Top Level with 4' Spears 4' Rings 12' Concentrated Picket Base</p>
Part #		Part #	
 <p style="text-align: center;">Style 6</p>	<p>DESCRIPTION</p> <p>Top Level Top Row of Rings 12' Concentrated Picket Base</p>	 <p style="text-align: center;">Style 17</p>	<p>DESCRIPTION</p> <p>Radius Top with Two Additional Horizontal Members 4' Rings Logo Plate</p>
Part #		Part #	

 <p>Style 7</p>	<p>DESCRIPTION</p> <p>Top Level Top Row of 4 Diamonds 12 Concentrated Picket Base</p>	 <p>Style 18</p>	<p>DESCRIPTION</p> <p>Inverted Radius Top with 4 Spears 4 Rings Inverted Radius Concentrated Picket Base with 4 Rings</p>
<p>Part #</p>		<p>Part #</p>	
 <p>Style 8</p>	<p>DESCRIPTION</p> <p>Top Level 12 Concentrated Picket Base</p>	 <p>Style 19</p>	<p>DESCRIPTION</p> <p>Peaked Top 4 Diamonds 12 Pyramid Concentrated Picket Base</p>
<p>Part #</p>		<p>Part #</p>	
 <p>Style 9</p>	<p>DESCRIPTION</p> <p>Radius Top with Double C Scrolls on Top and Bottom 4 Spears - Two Rows 12 - 24 Concentrated Picket Base</p>	 <p>Style 20</p>	<p>DESCRIPTION</p> <p>Radius Top with Horizontal Member Additional Feature - 12 - 18 Horizontal Member at Base</p>
<p>Part #</p>		<p>Part #</p>	
 <p>Style 10</p>	<p>DESCRIPTION</p> <p>Top Level 4 Diamonds Two Rows 12 Concentrated Picket Base</p>	 <p>Style 21</p>	<p>DESCRIPTION</p> <p>Radius Top with 4 Spears Two Horizontal Members</p>
<p>Part #</p>		<p>Part #</p>	
 <p>Style 11</p>	<p>DESCRIPTION</p> <p>Top Level 4 Spears on Half Rings 4 Intermittent Rings - Two Rows</p>	 <p>Style 22</p>	<p>DESCRIPTION</p> <p>Radius Top Scroll Panels Two Horizontal Members</p>
<p>Part #</p>		<p>Part #</p>	

These designs are only for general ideas.
Details can be added or removed to suit your needs